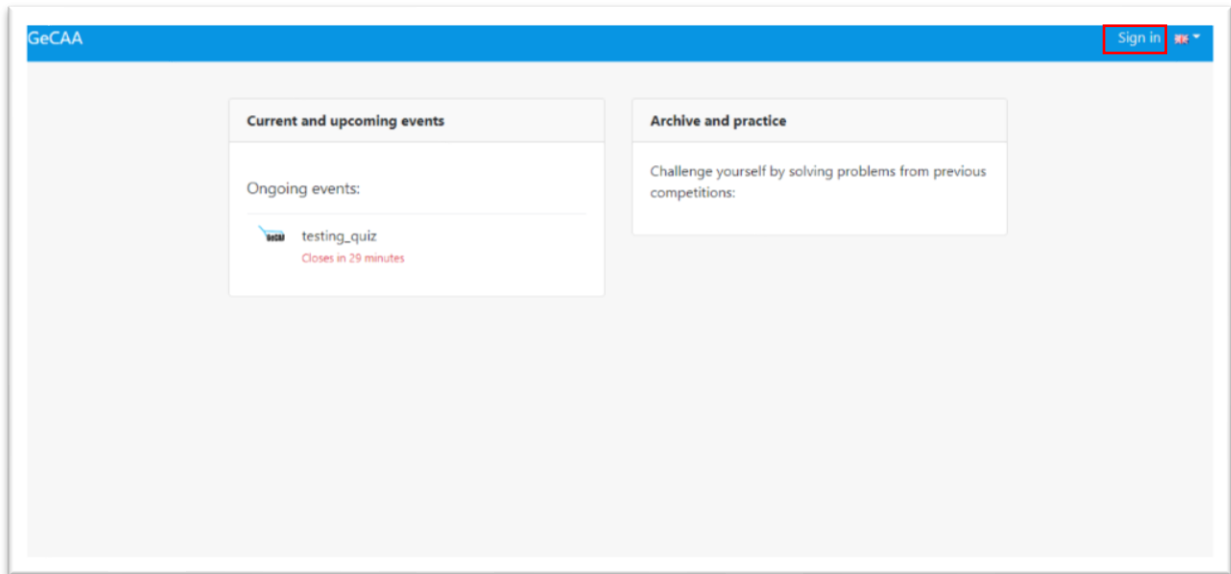


How To Use The GeCAA Web Interface

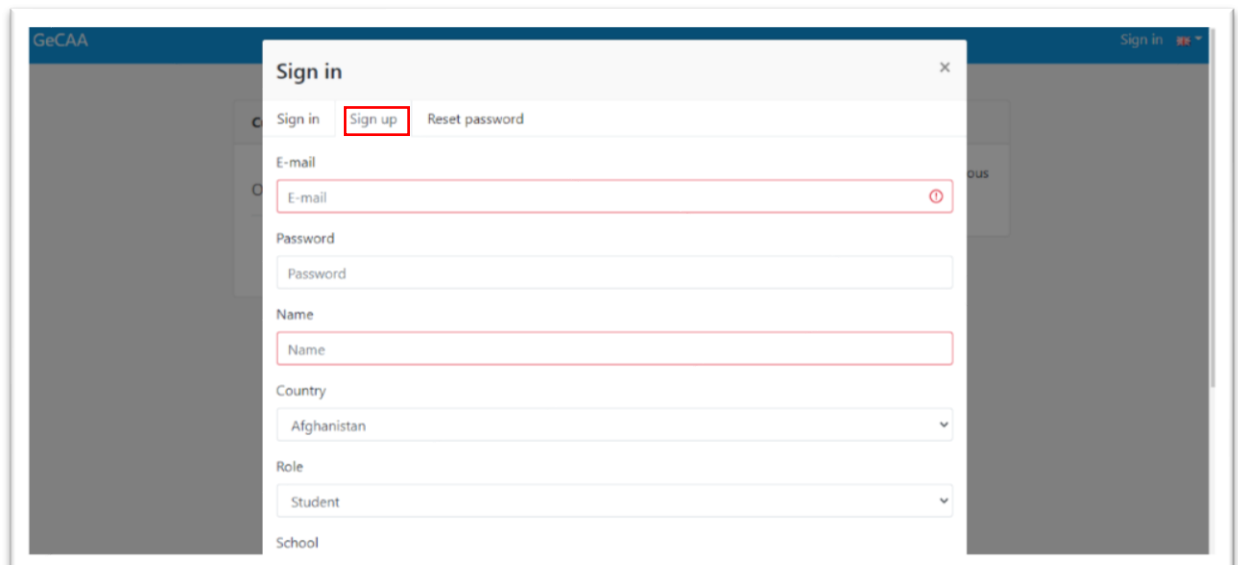
To Compete in GeCAA You first need to sign up to use the website.

Signing Up

You can sign up by clicking on the „Sign In“ button in the top right corner.



- Choose „Sign Up“ in the pop-up window that appears.



- Fill in the required information.

- Click „Sign Up“ at the bottom left corner of the window.

GeCAA

Name

Name

Country

Afghanistan

Role

Student

School

My school is not in the list

Select your school from the list

Grade

Grade

Sign up

Sign in

Once you've signed up, you will be signed in.

To sign in when you've logged out, click the „Sign In“ button in the top right corner. Fill in your e-mail address and password and click „Enter“.

Once signed in, you can see three columns: „Current and upcoming events“, „My results“ and „Archive and practice“

GeCAA

Kadri Tinn

Current and upcoming events

Ongoing events:

testing_quiz
Closes in 26 minutes

My results

My participations and results. In order to see the detailed results click on the name of the competition. If the results are not made public yet, you can check whether all your answers were saved.

MY SAVED ANSWERS

Kui võistluse tulemusi pole veel avalikustatud, saad kontrollida, kas kõik sinu tulemused said kenasti salvestatud. Kui mõni vastus jäi salvestamata, võta ühendust võistluse korraldajatega.

Competition

2020-09-16 GeCAA, testing_quiz

Archive and practice

Challenge yourself by solving problems from previous competitions:

Competing in An Event

To compete in an event click on an event in the „Ongoing events“ column

You will now see all the information you filled in when signing up. Check that all the information is correct and scroll down to choose which age group you wish to compete in. Click „Begin“.

GeCAA Kadri Tinn

testing_quiz

Name
Kadri Tinn

Country
Afghanistan

Role
Student

School
 My school is not in the list
Kallavere Keskkool

Grade
10

GeCAA Kadri Tinn

Estonia

Role
Student

School
 My school is not in the list
Kallavere Keskkool

Grade
10

Which age group would you like to compete in?

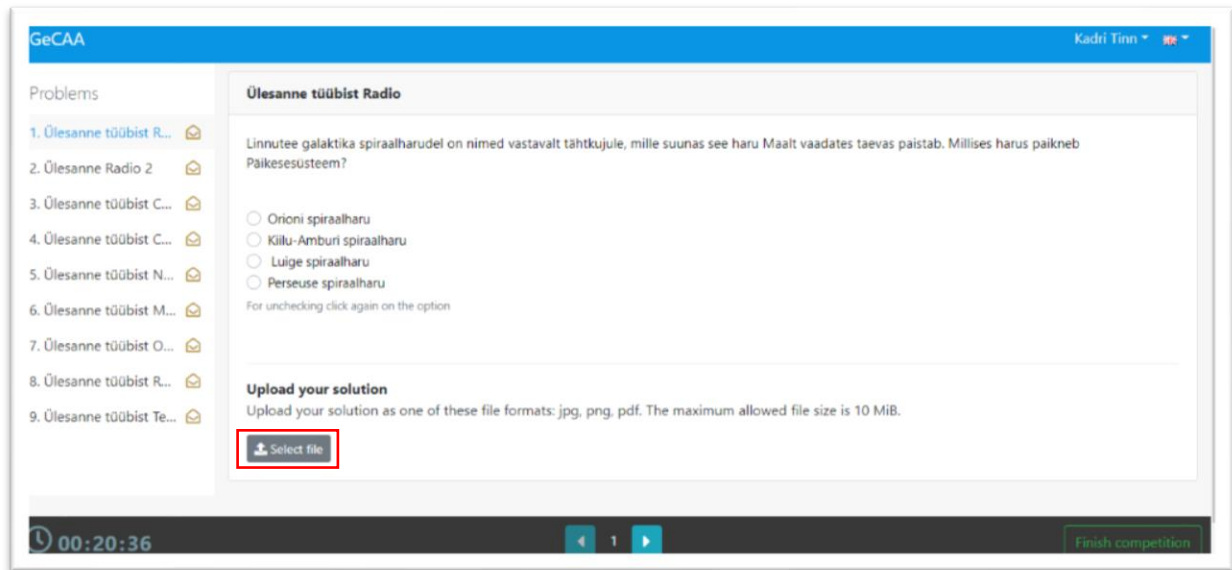
esimene (1. - 4. klass)
 teine (5. - 8. klass)
 master (9. - 12. klass)

[Begin](#)

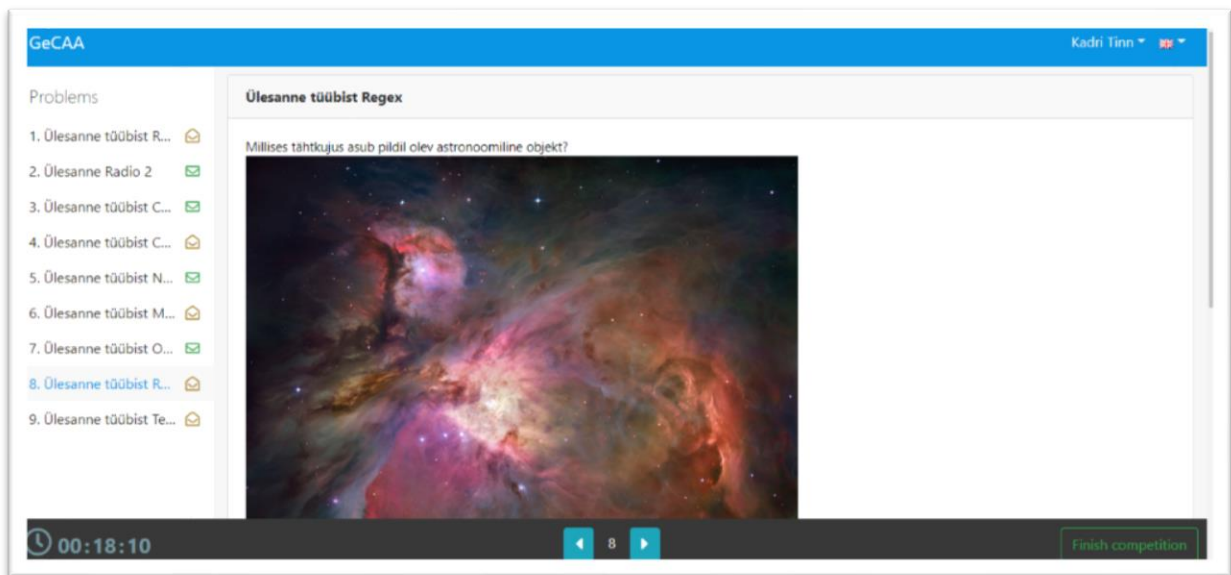
You will be taken to the problems page.

On the problems page, you can see a list of problems on the left, the time left in the bottom left corner. The current problem on the right. You might have to tick boxes, choose the right option,

order objects, mark the location of an object etc.

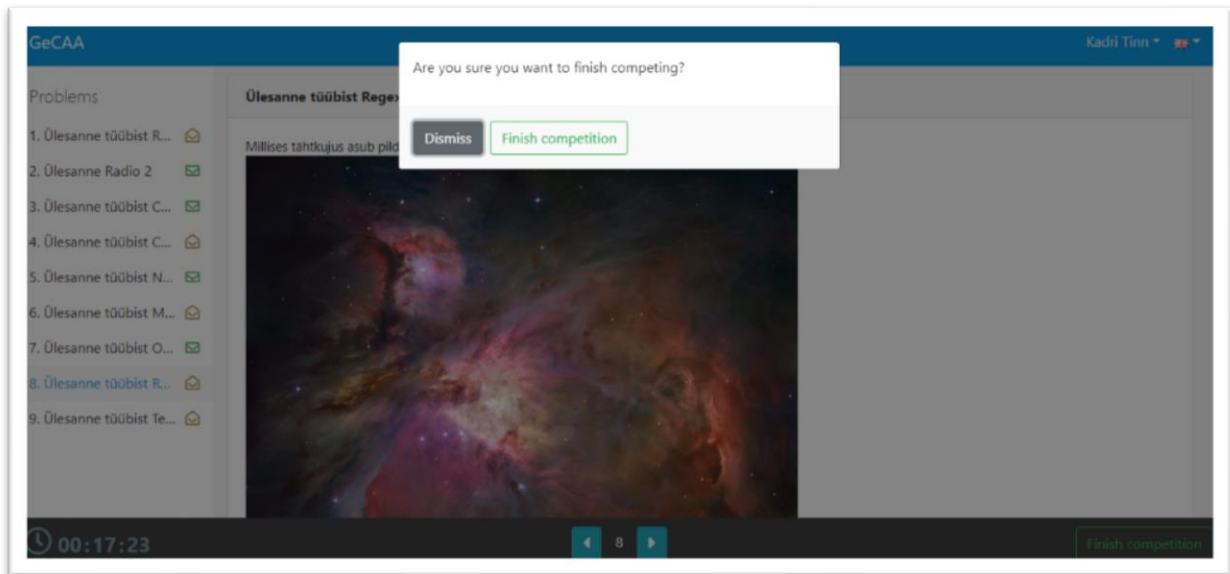


There is also the option to upload your solution in jpg, png or pdf format. To upload a file click on the „Select File“ button.



To move to the next problem (or to a previous one) you can press the arrow buttons at the bottom of the screen or choose a question from the list in the left column.

To finish the competition click on the „Finish competition“ button on the bottom right-hand corner.



You will be asked whether you're sure you want to finish competing. Select „Finish competition“, when you're done with the problems or „Dismiss“ to go back to the problems.

